



# PONDEROSA PROPERTY OWNERS' ASSOCIATION NEWSLETTER

November

2017

## President's Message

November 2017

Greetings,

Thank goodness, we survived the recent fires and we are so grateful to all the fire fighters that worked on them.

The next annual PPOA event will be the Thanksgiving potluck that will be held at the lodge, the Saturday after Thanksgiving. Look for more information in the newsletter.



For your information, Betty Korf will be updating the PPOA Directory. If your information is not correct or missing, let her know so it can be corrected or added.

As always, I encourage anyone who is not a member of the PPOA, to consider becoming a member. There are many projects that your community PPOA board provides to you to keep our community up-to-date, safe, and a wonderful place to visit.

There is a membership form available in this newsletter. Also, visit the web site: [ponderosaca.com](http://ponderosaca.com) to view the PPOA meeting minutes and newsletters.



Thanks to Julia Inestroza for taking over the web site, and has it up and running again.

Happy Thanksgiving,  
Kit Korf  
PPOA President



Welcome! new Ponderosa property owners,  
**Jim and Sam Bach**  
**Gary and Larue Clem**  
**David Sin**  
**Sandy Galloway**

## To place an ad:

[email ppoanewsletter@gmail.com](mailto:ppoanewsletter@gmail.com)

Personal ads are free for PPOA members, space permitting.

\$5- Business card

\$10- 1/4 page

\$15- 1/2 page

\$25- Full page

\$40- Both sides of page

Contact PPOA Treasurer Yves Declerck at [declerck.yves5@gmail.com](mailto:declerck.yves5@gmail.com) for payment

Circulation 250

The next newsletter will be out in February

Please have submissions in by Sunday January 21st

## **Community Voices.....**

### **A Trip in Ponderosa's Backyard, submitted by Yves DeClerck**

This September, Dominique and I completed an 11 day/100 miles backpacking trip on the Pacific Crest Trail. We went from Walker Pass in the desert to Horseshoe Meadows about 10 miles South of Whitney Portal. As we left Kennedy Meadows half way into our trip, we entered the Golden Trout Wilderness, following the Southern Fork of the Kern River first, then ascending to Olancho Peak to view Monache Meadow, Kern Peak, Angora Mountain and ultimately the Needles on the West side and Owens Valley on the East. We felt quite at home realizing how beautiful this part of the Sierra is and how lucky we were to have the Golden Trout Wilderness as our own backyard.

It is not necessary to take the PCT to visit this wilderness, there are shorter trips from Ponderosa to the bridge on the Little Kern River, to Freeman Creek or Clicks Creek and somewhat longer trips to Maggie Lakes and Kern Lakes that make us appreciate the beauty of our surroundings. Yes, Ponderosa is a unique place to live and its backyard is wonderful and inspiring.



### **PPOA Membership Dues 2017-2018**

In the last newsletter, we encouraged all of you to become a member of the PPOA, by sending us your contribution and considering to add a donation to the Fire Brigade. We want to thank those who responded and to remind everyone that it is not too late to act. You will also receive a reminder by email or regular mail. Contributions from Ponderosa Property Owners are critical for the association to maintain its activities, to consider new initiatives and support the Fire Brigade. Thank You.



### **How to get a Ponderosa mailbox**


Contact Tammi Stewart—559-542-2218 to request a box

- \* Setup cost is \$45
- \* Annual fee is \$20
- \* Your address will be the Ponderosa street number, in Springville CA 93265
  - \* Do *NOT* use the mailbox number as your address

**FYI.....ads can be placed on the Ponderosaca website and Facebook for minimal cost. Please contact Julia Inestroza if you are interested.  
(Julia@tenalu.com)**

# Brewer's Ponderosa Lodge

559-542-2579




## **Winter Hours:**

- Weekends: 9 am to 6 pm
- Monday, Thurs. and Friday: 10 am to 6 pm



## **Happy Hour.....**

- Thirsty Thursdays 4:30 to 6 pm  
1/2 price appetizers & \$1 off drink specials
- **PRIME RIB Au Jus SAT. NITES during the holidays \*\* Reservations please! \*\***



**Closed Tues. and Wed until spring thaw:**

**Closed Thanksgiving Day**

**Open Christmas Eve til 4 pm**

**Open Christmas Day 11 am to 5 pm**



## **SPECIAL EVENTS:**

**PPOA Thanksgiving Potluck—Sat. Nov. 25<sup>th</sup> at 5 pm**

(main dish and salad bar provided by Mary Brewer)

**Christmas Party Potluck—Sat. Dec. 16<sup>th</sup> at 5 pm**

(Main dish provided by Mary Brewer)

**UPCOMING:**

**PPOA BOARD MEETING SUNDAY, NOV. 26<sup>H</sup> AT 9 AM**

**SNOW WEEKEND: FEBRUARY 17, 18 AND 19, 2017**

**(BELGIAN WAFFLES AND BBQ)**

Please join us..  
**PPOA**  
**Annual Thanksgiving Potluck**



**Saturday, November 25<sup>th</sup>**  
**5:00 until 8:00 p.m.**  
**at the Ponderosa Lodge**  
**Please bring a side dish or dessert**  
*(Mary will provide the main dish and salad)*  
**No host bar with be open!**

**Ponderosa Christmas Party**  
**at the Lodge**



**Potluck, Singing**  
**and White Elephant Gift Exchange**  
*12 Days of Christmas led by Bill Dolmovic*

**Please bring a side dish or dessert**  
*(Mary will provide the main dish)*  
**No host bar with be open!**





# Food for Thought This Holiday Season

*By Kelsey Lane*

Summer is far gone by now and school is in full swing. The trees are almost done with twinkling their autumn colors and the nights are getting brisk. If you are anything like me, you've been trying desperately to stay ahead of the threats of winter with the daunting tasks of wood splitting and such. Back in September I wrote an article on the recaps of summer; I blamed the not publishing of that story on the overwhelming routines of procrastinating... I mean motherhood. I realize how easy it is to get caught up in the daily tasks of insignificant events. How easy it is to find the time to make sure all the laundry is folded, but time is suddenly scarce when trying to type an article, or read that book you've been dying to read, or take a walk, etc, etc.

Then it hit me; if I'm putting these chores top priority and putting my own small happiness's on the back shelf to dust away, how often do I do that to a loved one's happiness. In the past couple of months I've heard several people tell me that the winter or holidays kind of depress them. My husband who is a jolly guy by nature and can light up the room with a smile, has grabbed hold of this aching feeling of unappreciation lately. I'll chime in with a "your feelings are inaccurate" or "everyone loves you" when I could have told him, "I appreciate you, I love you," instead of the "yeah, but you're wrong." We do this to those we love most, thinking that we are helping, but in reality we are part of the problem. It doesn't cost us much to give a that-a-boy or even a hug. I know, I know I'm preaching to the choir, we've all been on both sides of this.

The Ponderosa Lodge just recently had a slew of firefighters come through for breakfast, lunch, and dinner. The rush lasted close to two weeks with a peak of nearly 200 men at a time. Mary Brewer and her staff never faltered and showed nothing but smiles on their faces. They did this with no other motivation but to show kindness to others. As a Ponderosa resident I can't help but to feel proud and blessed to have Mary and her team. As the holidays draw closer to our doorstep, this is the representation of character that we need to embrace.



The greatest gift you can give this holiday season is simple and free, love. Love yourself and remind your loved ones how much you care. As we all know, life is precious. We've all lost someone; whether it's time and distance between you and an old friend, disease or change that's taken loved ones hostage, or death that's stolen too many of the greats. We all miss someone. So when you are at the bar with your buddy, don't forget to ask how he's doing, because maybe Christmas was his wife's favorite holiday. Or maybe ask mom if she needs help in the kitchen this Thanksgiving, because maybe Grandma's recipe is just too emotional to make alone. Again, I know...preach! It's just the older I get, the more I come to terms with how easy it is to give a compliment and how it can brighten your day when you receive one. Or how much lighter your heart feels when you tell them "I love you" instead of the weight of regret that you should have told them more. My favorite life motto is: **Happiness is a choice. Choose to fill your life and others' lives with love and happiness.** Okay, I'm done preaching, time, to sing with the choir.



## Time to Winterize Your Cabin

As another Summer comes to an end, and the temperatures start to drop, you want to think about how you 'left' your cabin on your last trip, or more accurately if you properly winterized in preparation for the Winter.

**When Should You 'Partially' Winterize?** Anyone that does not live in their residence "full time", and those full time residents that leave for extended periods of time for vacations, etc. should 'partially' winterize as a precaution by turning off their water, even in the Summer months. It only takes a few minutes and if a leak/break occurs, the only amount of water that can potentially leak out will be what is actually in the lines at the time.

**How To Winterize:** While the 'set up' in each cabin can differ, the following is a simplified version of the procedure;


- 1) First determine if your Water Heater is propane or electric. If propane, go to the Water Heater and turn the settings dial to 'vacation'. Older Water Heaters may not have a 'vacation' setting, if so turn the dial to 'pilot'. If your Water Heater is electric, go to the main electrical service panel (typically on the exterior of the cabin) and find the 'breakers' marked Water Heater. Turn them off.
- 2) Go into the 'sub area' (underneath the cabin) and find the water supply line where it enters the foundation. This will 'typically' be a copper line coming out of the ground. The 'shut off' valve may be either a round handle not unlike the handle to your hose bib, or it can also be a 'directional' handle. If it is a directional handle, turn it until the handle is at a 90 degree angle to the incoming water line.
- 3) Once the water is turned off, find the lowest water faucet (preferably on the exterior) and open the faucet, and leave it open. If there is no exterior faucet, open whatever faucet is at the 'lowest' elevation point in the cabin.
- 4) Now, go back through the cabin and open every water faucet, shower/tub faucet, and flush every toilet. As an additional safety measure, make sure to partially open the shower head 'diverter' valve, if so equipped. Your goal is to eliminate as much water from the system as possible.
- 5) Next, pour a 'cap full' of antifreeze into each and every drain in the cabin including shower drains, sink drains, and toilets.
- 6) Lastly, close the door to your Dishwasher (if applicable) and turn on the Dishwasher for just a few seconds. This will activate the solenoid in the Dishwasher allowing what little water is in the line serving the Dishwasher to drain and prevent the plastic solenoid from freezing and breaking.

**Conclusion:** Even though you (or a service provider) properly shut down and drained your cabin, it is virtually impossible to evacuate all of the water from the system. There will always be an amount of water still in the pipes. The amount of water depends on if the plumbing system was properly 'sloped' when it was installed. When we experience freezing conditions, the remaining water in the system can still freeze and result in broken pipes. If you or someone else has not been to your cabin recently, I have very strong words of caution. Do not turn on the water and leave the cabin without looking and listening for breaks!



# WILDLAND/URBAN INTERFACE-FIREFIGHTING TACTICS

*Contributed by Dana Stewart, Chief Training Officer*



Initial Action - Traffic Control - Use Law enforcement assets.

- Clear existing traffic and keep it moving to make way for fire equipment.
- If time allows, do structure preparations before evacuation to minimize ignition and fire spread.

## Exterior preparation:

- ◇ The roof is the most readily and frequently ignited part of a structure. Remove any easily ignited material that is lying on the roof. Clear needles and leaves from gutters and roof.
- ◇ Remove fuels that pose a threat to the structure. Move wood piles away from buildings. Remove combustible vegetation near the structures. Remove awnings and other combustible materials attached to the house.
- ◇ Cover openings and potential openings i.e. vents and ducts, even when covered by screens. Windows should be closed with screens attached. Cover with ½ inch plywood or sheet metal to keep them from being broken by heat or hose streams.
- ◇ Doors should be closed or covered (plywood)
- ◇ Lean a ladder on the roof on the opposite side of the fire for firefighter access.
- ◇ Attach a hose long enough to reach all of house (±100')

## Interior preparation:

- ◇ Remove lightweight curtains and easily lighted materials from the vicinity of windows.
- ◇ Close non-flammable window coverings such as blinds, shades or drapes.
- ◇ Clear windows and sliding glass doors of flammable items such as couches, chairs etc. to avoid ignition from radiant heat of fire.
- ◇ Turn off fans and coolers and anything that blows air.
- ◇ Turn off gas (propane or natural) at the source.
- ◇ Leave electricity on to run pumps, provide lighting etc.
- ◇ Leave a porch light and central interior light on, to provide visibility in dark and/or smoke conditions.
- ◇ Close interior doors to slow the spread of fire. Do not lock doors and make sure doors can be opened.
- ◇ Vehicles that will remain on site should be parked in garage or away from flammable materials. Park vehicles facing out with keys in the ignition. Close the doors and windows but do not lock vehicles. Disconnect garage door opener in case of power failure. Ensure vehicles will not interfere with the movement of fire equipment or block the driveway.
- ◇ Fill Jacuzzi as water source.

## Keep the six Ps ready:

1. Pets and People
2. Papers and Phone #s (important documents)
3. Prescriptions and glasses
4. Pictures and irreplaceable memorabilia
5. Personal computer
6. Plastic (credit cards and cash)



## Further Considerations:

- ⇒ Never separate a person with disabilities from his or her assistive aid. (Cane, wheelchair, hearing aid, medical supplies, service dog (blind or deaf))
- ⇒ Be aware of people with emotional/developmental disabilities. They often cannot cope with emergencies. They may hide or go to a quiet place.
- ⇒ It is usually best if you leave early so you don't get caught by fire and smoke and can avoid traffic congestion. It also helps keep the roads clear, so fire assets can focus on saving lives and fighting the fire.



Fully Insured & Bonded


# Toros Tree Service

## We fight the fuel before the fire


C.C.L.#1008982

Member of  
the International Society of  
Arboriculture  
ISA

Free Estimates  
15 years experience



**We provide weekly, monthly and seasonal services in:**  
**Land/Yard Maintenance / Winter disasters / Defensible Space in Fire Safety, and more...**  
**For further information email or call us we'll be more than glad to help you.**



This fire safety business does not believe in clear cutting. It initiates an intensified program of landscaping, manicuring, tree thinning and removal of underbrush at strategic sites. Though the cleanup thins only a small percentage of the forest, these sites will benefit surrounding areas acting as "speed bumps" to slow the spread of wildfires. This will not only benefit your local community, but also old forests, wildlife habitat and the lives of firefighters.

**TorosTreeCare@hotmail.com**

**Kelsey Lane**  
Owner/Secretary

**Toro Lane**  
Field Manager

**(559)542-0042**

**"Between every two pines there is a door leading to a new way of life"**  
**-John Muir-**



## ***Jordan-Slate Earthwork***

*“For on time and reliable work, call Matt!”*

Grading      Drainage      Building Sites  
Fire Clearance      Tree Removal/Haul Away


Gravel, Road Base, DG and Sand Delivered

Septic Tanks and Leach Lines

Chimney Sweeping (Most \$150-\$210)

### **SNOW REMOVAL**

*(NEW & IMPROVED BLOWER)!!*



**Matt R. Goldsmith**

Mailing Address: 57860 Peppermint Dr. Ponderosa, CA 93265

Office: (559) 542-2709

Mobile: (559) 359-9712

Email: goldhsu@gmail.com

Website: [www.jordanslate.com](http://www.jordanslate.com)

**License# 989184/Fully Endorsed CDL**  
**Worker's Comp. Insured/Liability Insured**

## For all your Designing, Planning and Building Needs

- Designs and Builds Homes
- 30 Years Experience On Our Mountain
- No Job Is Too Small or Too Large
- We Can Build You a One Of a Kind Home
- A Special Room
- a Unique Exterior Deck
- Our Services Also Include "HELP YOU BUILD"
- With Personal Assistance In Designing and Drafting Your Project
- Help You Procure a Building Permit
- Give You Instructions and/or Advice On How To Build Your Own Project

**Bill Dolmovic: Designer and Builder**

"With over 50 homes and countless remodeling projects under my belt, I feel I can provide you with the most knowledgeable design and construction methods for your mountain home project."



**HIGH SIERRA DESIGN AND BUILDING**

56800 Aspen Drive

Ponderosa, CA 93265

(559) 542-8000 Office (559) 542-2027 FAX

[highsierra@wildblue.net](mailto:highsierra@wildblue.net)

License # 401990

**Ponderosa ♦ Alpine Village ♦ Camp Nelson ♦ Cedar Slope  
Sequoia Crest ♦ Pierpoint Springs**



Broker: **William (Bill) Dolmovic** RE#01452541 BSME,  
General Building Contractor #401990

Agent: **Barbara(Barbie) Dolmovic** RE# 00915363

Graduate Real Estate Institute

Agent: **Jennifer(Jen) Thompson** RE#01961112, Certified  
Home Inspector

## ASPEN REAL ESTATE

56800 Aspen Drive

Springville Ca 93265

PONDEROSA SUBDIVISION

559-542-8000 office

559-542-2027 fax

[www.ponderosaaspenrealestate.com](http://www.ponderosaaspenrealestate.com)

e-mail (Bill) [highsierra@wildblue.net](mailto:highsierra@wildblue.net)

e-mail(Barbie) [aspenrealestate@wildblue.net](mailto:aspenrealestate@wildblue.net)

e-mail(Jen) [aspenjennifer@wildblue.net](mailto:aspenjennifer@wildblue.net)

Between us, we know the Ponderosa subdivision and all of the homes and lots in this area inside and out. Living here for 36 years, building over 50 homes in this area and being in real estate business in Ponderosa for 19 years, we definitely can serve you better than any other agency. Our sales record proves this. Ask any of our past clients about our knowledge and real estate efficiencies. Call us for a free opinion of the value of your property. We can show you where your property lines are and give you ideas how to improve it for selling purposes, or just making your home more livable for you.

## Change of Address

Below is a change of address form. It is important to let me know if you have moved or have a new PO Box number. Each time I receive an address correction from the US Postal Service it costs PPOA extra money. Please notify me by email at ppoanewsletter@gmail.com or mail this form to Lorna McWilliams, 7300 Feather River Drive, Bakersfield, CA 93308

Name \_\_\_\_\_

New Home Address \_\_\_\_\_

City \_\_\_\_\_ State \_\_\_\_\_ Zip \_\_\_\_\_

New Phone \_\_\_\_\_ Email \_\_\_\_\_

Ponderosa Address \_\_\_\_\_

**Detach here and mail to the address above**

Below is a form to join the Ponderosa Property Owners Association if you haven't already done so for the 2017-2018 year. The cost for a developed lot is \$30 a year **OR** \$15 for an undeveloped lot **due in September** of each year. Fill out the form below and mail it along with your check to **PPOA 56693 Aspen Drive, Springville, CA 93265**. If you wish to make a donation to the Volunteer Fire Brigade fund, please mark the form below with the amount desired along with your PPOA membership dues.

**Detach here and return to PPOA at the above address**

## PPOA Membership Dues 2017-2018

Name \_\_\_\_\_

Home Address \_\_\_\_\_

City \_\_\_\_\_

State \_\_\_\_\_ Zip \_\_\_\_\_

Home Phone \_\_\_\_\_

Cabin/Lot Address \_\_\_\_\_

Cabin Phone \_\_\_\_\_

Email \_\_\_\_\_

☐ Cabin

**OR**

☐ Lot \$ \_\_\_\_\_

Volunteer Fire

Brigade Fund \$ \_\_\_\_\_

Total \$ \_\_\_\_\_

Mike & Lorna McWilliams  
7300 Feather River Drive  
Bakersfield, CA 93308

Address Service Requested

PPOA Board Members

President: Kit Korf (559) 542-2504 or (805) 498-2944  
korfknb@netzero.net

Vice President: Barbara Arnold (559) 542-2360

Treasurer: Yves DeClerck (323) 661-8482 or (559) 542-2872  
declerck.yves5@gmail.com

Secretary: Kelsey Lane (559) 542-0042  
kels.lane@hotmail.com

Members - at - Large:  
Bill Dolmovic (559) 542-8000  
highsierra@wildblue.net  
Richard Thomas (559) 542-2970 or (805) 640-1266  
richjefe@aol.com  
Juana Gray (559) 542-2993  
juanagray@gmail.com

Social Committee:  
Kelsey Lane (559) 542-0042  
Kels.lane@hotmail.com

Sunshine Committee:  
Kelsey Lane (559) 542-0042 or (559) 909-0042  
kels.lane@hotmail.com

Street Signs and Roads Committee:  
Paul Cohen (559) 542-1312  
yakinbracha@earthlink.net

Fire Truck Community Emergency Response Committee:  
Dana Stewart greystewart8783@gmail.com  
Mail Boxes : Tammi Stewart (559) 542-2218 or (949) 492-3659  
tammi.stewart27@gmail.com

PPOA Newsletter:  
Mike and Lorna (661) 589-0303  
McWilliams ppoanewsletter@gmail.com

Webmaster: Julia Inestroza julia@tenalu.com

Newsletter available online at: <https://ponderosaca.com>

